




DESIGNER'S EYE
with MERILEE ELLIOTT

The seat of style

Dear Designer's Eye,
Here is the design challenge for my living room, which is 25 feet by 15 feet with hardwood floors, a fireplace and patio door. We are a family of four with two teenage boys. The living room should be a place where we can read, reflect and study that gives us time away from the TV, yet is comfortable to visit with company. What do you suggest for window treatments and color selection? Do I buy a sofa and loveseat and what about additional chairs? What can be done to the other half of the space? A desk?

Not sure. Great idea to add the Designer's Eye!

—Carolyn O'Connell



DESIGNER'S SUGGESTIONS

- 1. Definitely enhance your windows.** Build a cover for the radiator in the triple window. Make it the exact width of the entire window. Have a cushion made for the top, and you will have a window seat. For your bay window, take a look at the new style European radiators that are wall-mounted, very slim and come in 50 different colors to match your painted walls. You will save lots of floor space.
- 2. Treat the window covering as one big window** instead of three separate windows. This will make them appear larger and the room brighter. Side panels should flank the window seat and be off the glass

as much as possible to let in the most daylight. In the bay window, use sheers to the top of the radiator and side panels to the floor.

- 3. Divide the room into three seating zones.** Have a cozy grouping in front of the fireplace for reading and relaxing. The bay window seats two for a laptop station, or light dining and snacking. The square table at 30 inches high is perfect for games or a work surface. You'd have seating for 10.


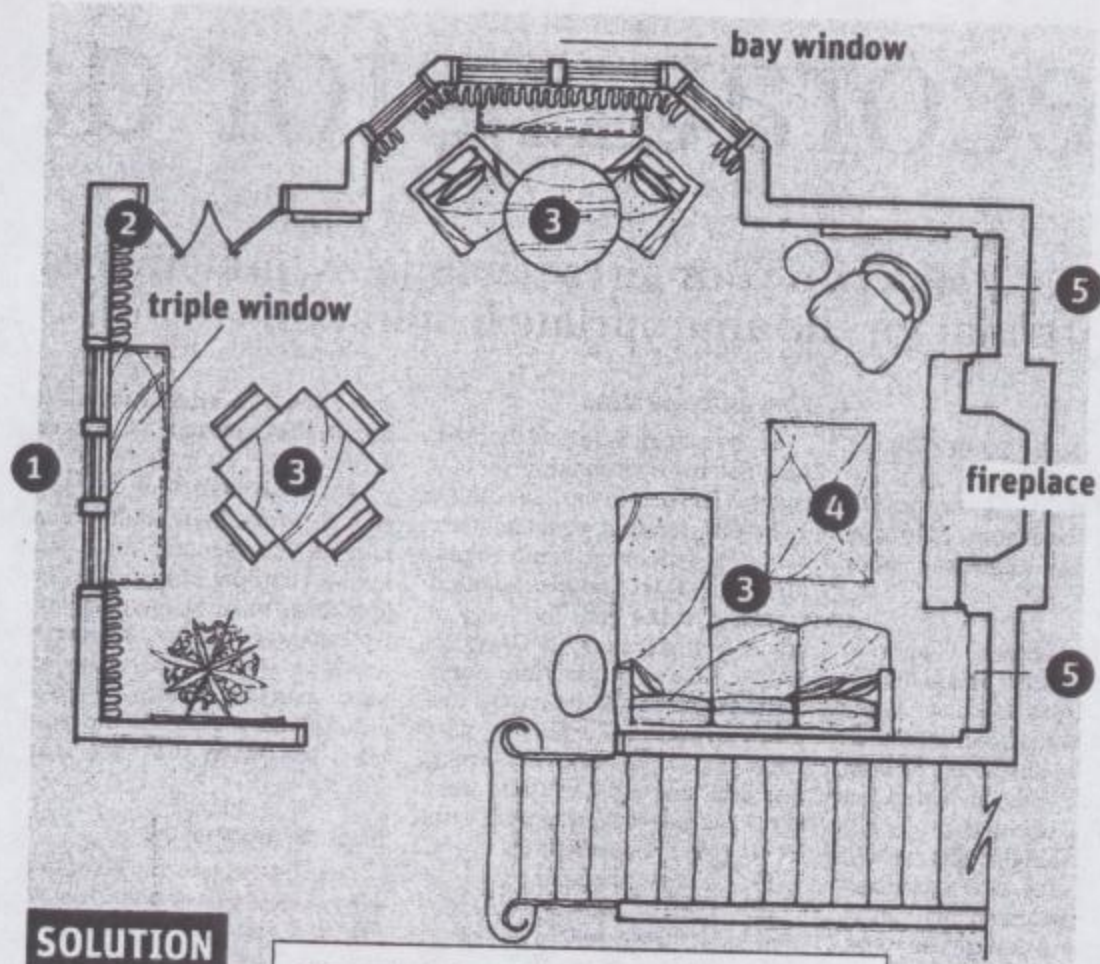
- 4. Use an upholstered ottoman** in front of the sofa for putting your feet up. Put a tray on top to hold

anything that might slip. It's also an extra seat!

- 5. Paint the back of the bookcases** an accent color. This will add interest and depth. Lean a painting in front of the mirror over the fireplace. The art will warm up the room.

I hope this sets you off in the right direction, Carolyn.

Sincerely,
Merilee Elliott
Designer/owner of Shop the Showrooms.
Reach her at www.shoptheshowrooms.com.



Next up: designer Suzanne Maviano for Stan Borg's downtown condo

The Sun-Times At Home section and the Merchandise Mart are partnering to pencil in a quick fix for your interior design problems.

Feeling design challenged? We can help!

- ◆ Write some background on your

living situation (25 words or less), live alone, family of 25 — you get the picture — the problem with your space and your vision of how you'd like that room to be used and how you'd like it to feel.

- ◆ Send four to six color photos, digital preferred, to Homelife@suntimes.com with Design-

ers Eye in the subject line.

- ◆ Include views of all sides of the room, including the floor, ceiling and four walls
- ◆ Send us the overall measurements of the room.
- ◆ Name the room — is it your master bedroom, guest room, media room?

READY, SET, GO!

Send your quick-fix rooms for consideration by snail mail to Designer's Eye:

At Home c/o Laura Castro
Chicago Sun-Times
350 N. Orleans
Chicago 60654
or e-mail Homelife@suntimes.com

—Sally Duros, Real Estate, Homelife and At Home editor

At Home

CHICAGO

SUN-TIMES

ENJOYING YOUR PERS

Reader Carolyn O'Connell gets a solution from Merilee Elliott in Designer's Eye — a partnership of the Merchandise Mart and Sun-Times.
Page 3